

Installation Guide

I. Introduction

Thank you for your interest in our game!

Compound Reaction is a “mod” – a *modification* of a game called Unreal Tournament 2004 (aka UT2004). In order to play Compound Reaction, **you must have Unreal Tournament 2004** installed on your computer.

This guide is divided into two parts. Section III handles if you’ve installed Unreal Tournament 2004 from a CD or DVD. Section IV handles buying and installing it from Steam.

Steam is a way to download games directly to your computer. It’s safe, user-friendly, and my preferred way of buying computer games.

We’ve made this guide as easy to follow as possible, but installing a mod is a little trickier than a normal game. If you get stuck, you may want to invite your best computer-savvy friend over, make them a *really nice* sandwich, and put your heads together.

Final Note – Compound Reaction has no official rating, though it is family-friendly. UT2004 has an official rating of **Mature**. UT2004 players will experience violent gameplay, crude language, and some suggestive themes. Parents should always talk to their kids about the videogames they play.

We’re available for questions or comments at CompoundReaction@googlegroups.com

Have fun!

Catalyst Studios

II. System Requirements

Unreal Tournament 2004 requires a computer with these requirements to run:

Supported OS: Windows 2000/XP

Processor: Pentium III 1.0 GHz or AMD Athlon 1.0 GHz or faster (Pentium® or AMD 1.2GHz or greater recommended)

Memory: 128MB RAM (256MB RAM or greater recommended)

Graphics: 32 MB video card required (64 MB NVIDIA or ATI hardware T&L card recommended)

Sound: Windows-compatible sound card

DirectX: DirectX 9.0b

Hard Disk Space: 5.5 GB Free

Multiplayer: Internet (TCP/IP) and LAN (TCP/IP) play supported. Internet play requires a 33.6 kbps or faster modem (broadband recommended)

In addition, Compound Reaction requires:

Hard Disk Space: 650 MB Free

Not sure if you can run it?

There's a pretty cool website at

<http://www.systemrequirementslab.com/referrer/srtest> that will tell you if you can run a game or not.

III. UT2004 on CD / DVD

We're going to assume you've already installed UT2004, and have run it at least once. *It isn't necessary to play UT2004 - Getting to the main menu and quitting is sufficient.*

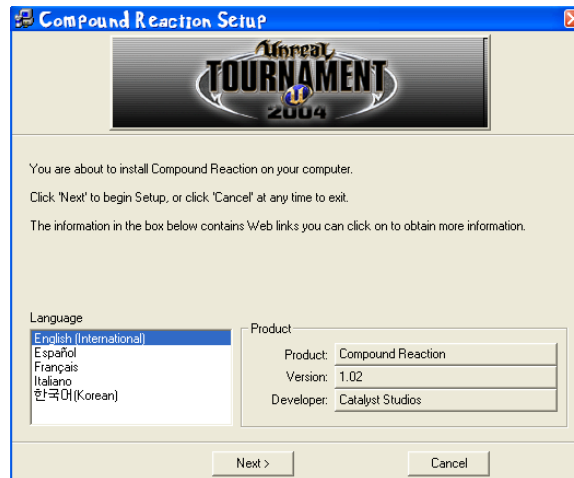
INSTALLATION

1. **Unzip** CompoundReaction.zip – (*doesn't matter where you unzip it*).
2. **Double Click** CompoundReaction.ut4mod.

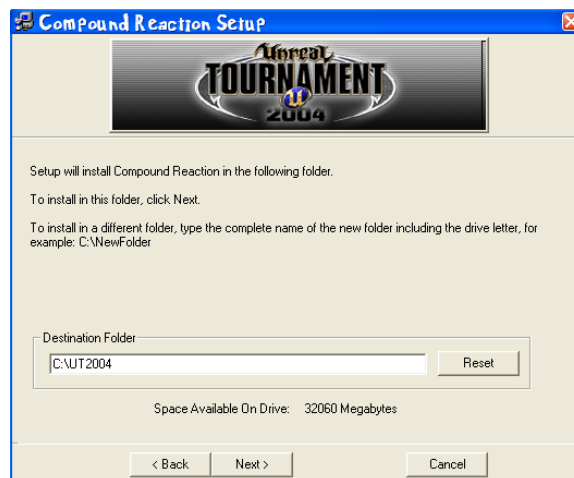


Figure 2.1 - It should look similar to this

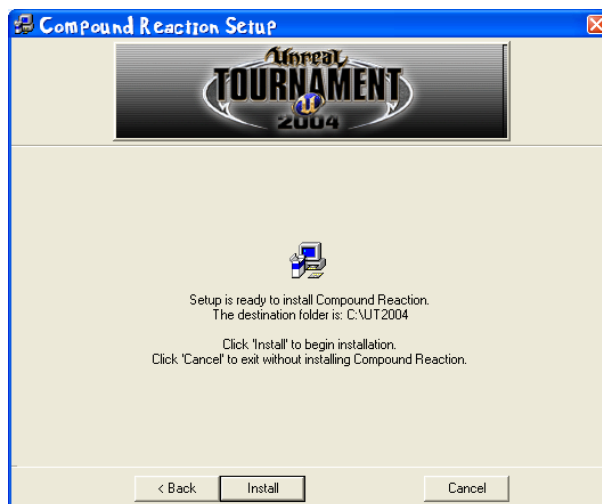
3. **Click Next** in this window.



4. **Type the installation folder** in this text box. **99%** of the time, you'll want to type **C:\UT2004**.



5. Click Install

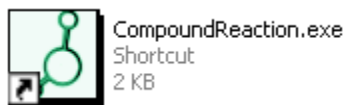


6. Let it install

7. Click Finish

TO PLAY

Double Click CompoundReaction to play. There's a shortcut on your desktop and in your start menu. *(If you don't like these shortcuts, you can delete them).*



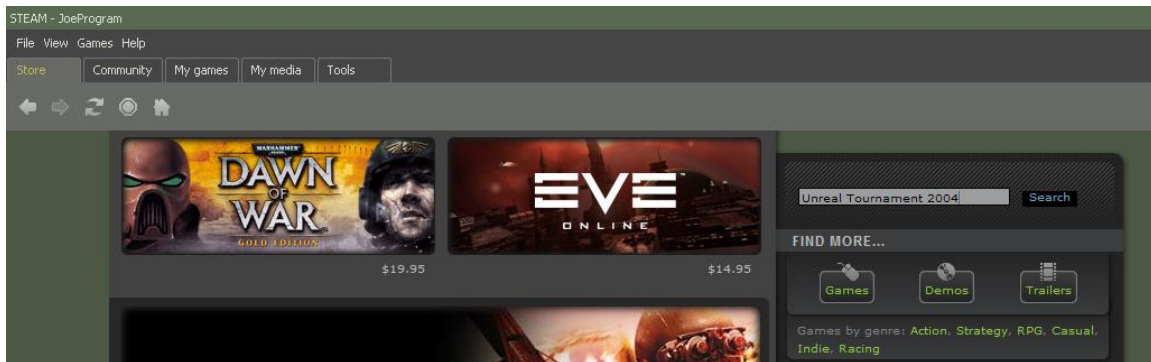
IV. UT2004 on Steam

INSTALLING STEAM

1. **Go to** steampowered.com.
2. **Download Steam** and follow their directions. You'll have to create an account – Steam and its accounts are all free.

BUYING UNREAL TOURNAMENT 2004

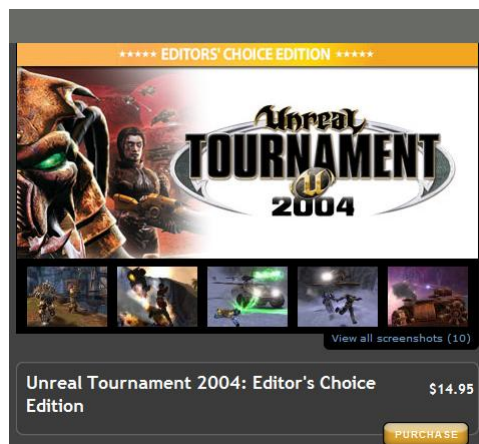
1. **Open Steam.** Select the **Store** tab.
2. **Search** for Unreal Tournament 2004



3. **Click on** Unreal Tournament 2004: Editor's Choice Edition



4. **Click on** Purchase



5. **Follow** the instructions for entering your credit card, address, etc.
6. **Do Something Else** while your computer downloads UT2004.

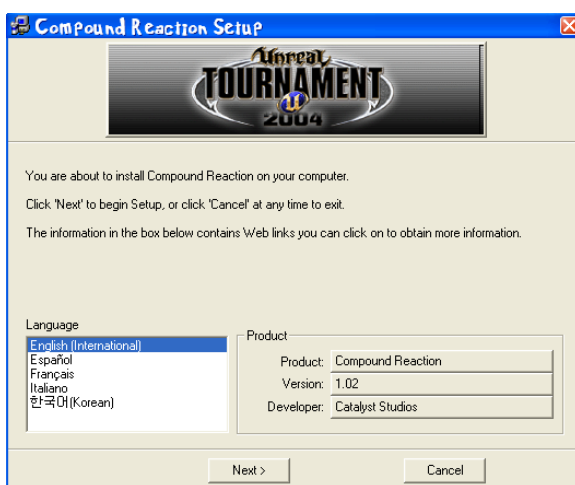
INSTALLATION

1. **Run UT2004** from the **My Games** tab in Steam. This will prompt you perform some additional installation instructions – follow them. Once you get to the main menu of UT2004, you can quit.
2. **Unzip** CompoundReaction.zip – (*doesn't matter where you unzip it*).
3. **Double Click** CompoundReaction.ut4mod.

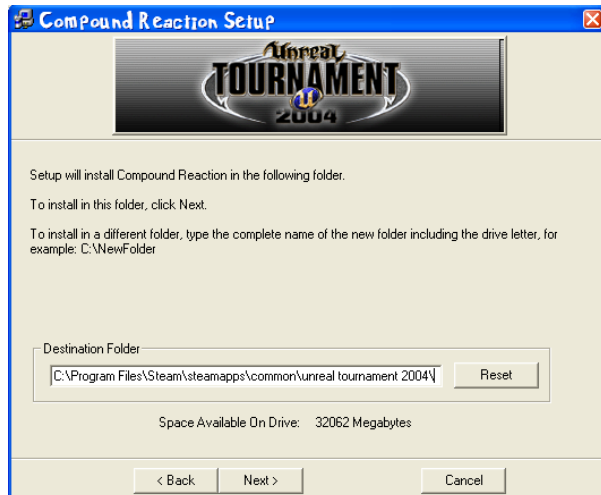


Figure 2.1 - It should look similar to this

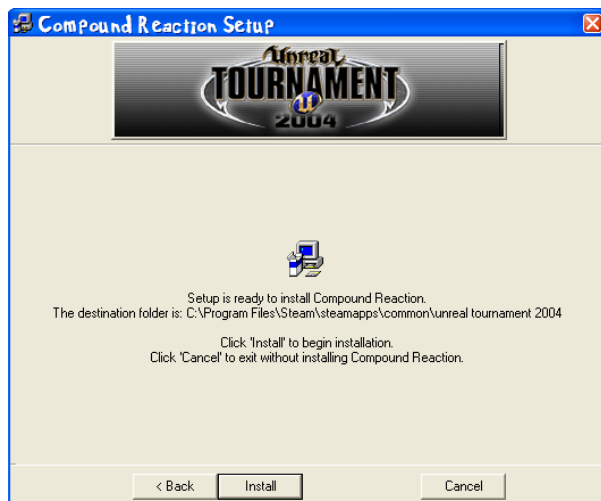
4. **Click Next** in this window.



5. **Type the installation folder** in this text box. For a steam installation, this should be “C:\Program Files\Steam\steamapps\common\unreal tournament 2004”



6. Click Install



7. Let it install

8. Click Finish

TO PLAY

1. **Log into Steam.**
2. **Double Click Compound Reaction** to play. There's a shortcut on your desktop and in your start menu. *(If you don't like these shortcuts, you can delete them).*

